



三 錦 泵 浦
SUNNY KING PUMPS

綜合產品型錄

Products Selection Guide



CAT-11210

About US

三錦機器股份有限公司成立於 1975 年，成立初期主要從事產業用齒輪泵、真空泵及風車製造販售。1977 年公司改組後將經營方針聚焦在當時日益成長的產業用泵製造。1985 年以後隨著產業演進，逐漸發展成為以電子、石油化學以及化工產業為主要銷售市場的專業產業用泵製造商。1990 年起三錦機器和台灣工業技術研究院合作進行離心泵技術開發專案，並導入 ISO 9002 品質保證系統及 ERP 生產管理系統。2000 年三錦機器提昇品質系統至 ISO 9001。時至今日三錦機器已具有 ISO/ANSI 規範化工製程級離心泵、齒輪泵、液封式真空泵、螺旋泵、螺旋真空泵的設計及製造能力，及符合 ISO 試驗規範的性能試驗平台。

三錦機器是台灣生產產業用泵的代表性廠商之一，產品種類包含離心泵、齒輪泵、液封式真空泵、油迴轉真空泵、乾式螺旋真空泵、雙軸及三軸螺旋泵等。

Sunny King Machinery Co., Ltd. was found on year 1975 which initially conducting manufacturing and marketing of gear pump, vacuum pump and blower for industry application. On the year 1977, the company was reorganized and focuses on the business orientation in manufacturing of industrial pump which was popular and booming at the moment. On the year 1985, accompanying the evolution of the industry, we developed into the manufacturer of professional industrial pump major on sale market of electronic, petroleum chemistry and chemical industry. Since 1999, Sunny King Machinery Co., Ltd. cooperated with Taiwan Industry Technology Research Institute conducting water pump development project, and introduced ISO 9002 Quality Assurance system and ERP Production Management system. On the year of 2000, Sunny King Machinery Co., Ltd. upgraded the Quality Assurance system to ISO 9001. At present, Sunny King Machinery possess the capability in designing and manufacturing ISO/ANSI centrifugal process pump, gear pump, liquid ring vacuum pump, screw pump, dry screw vacuum pump, and test platform for pumps which comply to ISO standard.

Sunny King Machinery Co., Ltd. is also one of the representative vendor producing industrial pump in Taiwan, product category include centrifugal pump, gear pump, liquid seal vacuum pump, oil rotary vacuum pump, dry screw vacuum pump, twin screw or three screw pump and etc.




ChemPlus 系列為依據 ISO 5199 離心泵技術規範 II 級標準開發的產品。除了機殼磨蝕裕度達到 3.2mm 以外，ChemPlus 的產品特色還包括低的泵振動及較佳的吸入性能。這些特點使得 ChemPlus 製程泵適合須兼顧可靠度及採購預算的石油化學及化工製程的專案使用。

ChemPlus 離心式製程泵浦包含 SCH, SOH, SCD, SCK, SCN, SCV, OH 等數個產品系列。

ChemPlus series are products developed based on ISO 5199 centrifugal pump technical specification-Class II. In addition to the feature of 3.2mm corrosion tolerance of casing, the features of ChemPlus process pump include low pump vibration and better suction performance. All these features makes ChemPlus process pump suitable for the projects of petroleum chemical and chemical process application, which considered both the reliability and procurement budget.

ChemPlus Centrifugal Process Pumps include SCH, SOH, SCD, SCK, SCN, SCV, OH and etc several series.



SCH/SOH 單段臥式泵浦
SCH/SOH Single-stage centrifugal pump

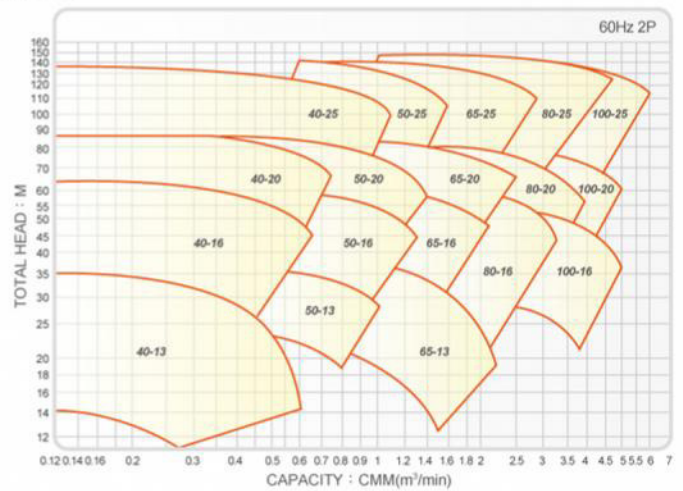
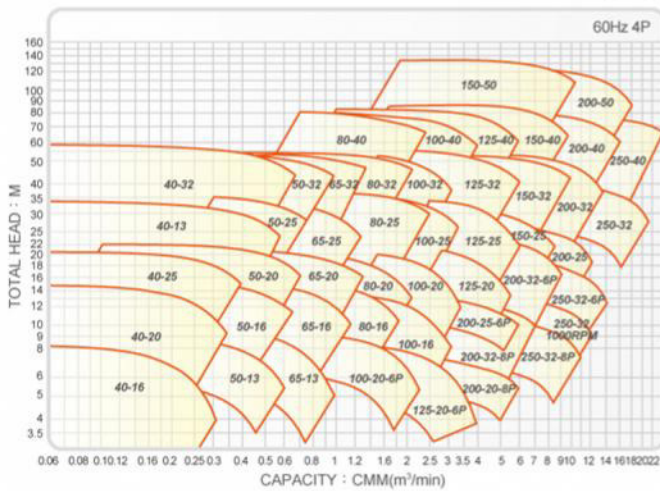


SCK 同軸型泵浦
SCK Close-coupled pump

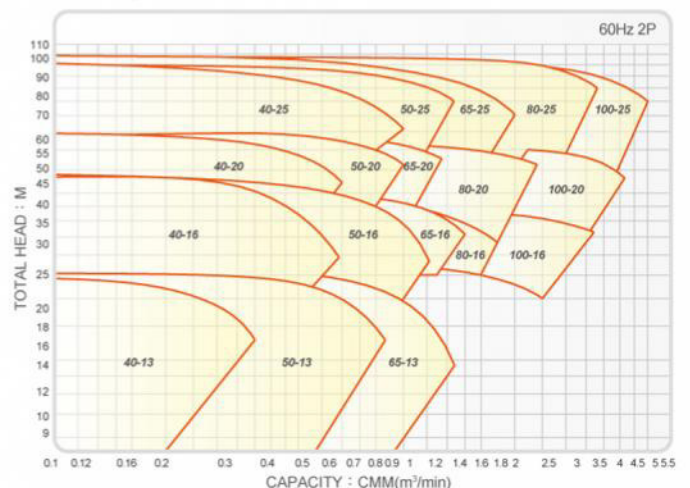
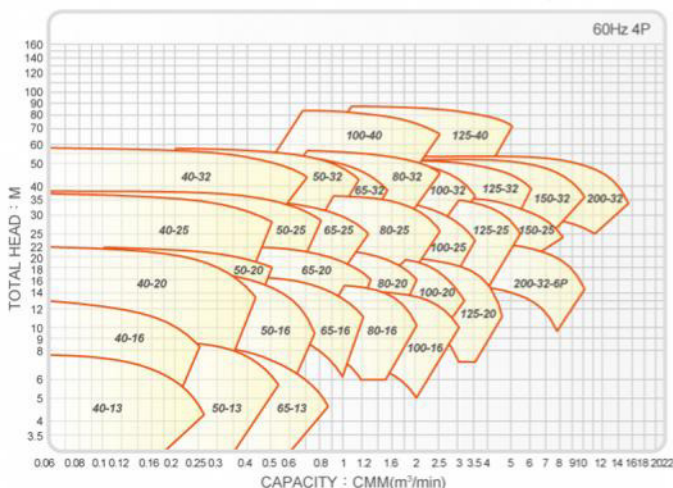


SCD 高溫熱媒泵浦
SCD High temperature pump

SCH、SCK、SCD 系列性能選擇表
PERFORMANCE RANGES OF SCH、SCK、SCD SERIES
(Closed Impeller)



SOH 系列性能選擇表
PERFORMANCE RANGES OF SOH SERIES
(Semi Open / Open Impeller)




化工自吸式製程泵浦

Chemical Self-priming Process Pump

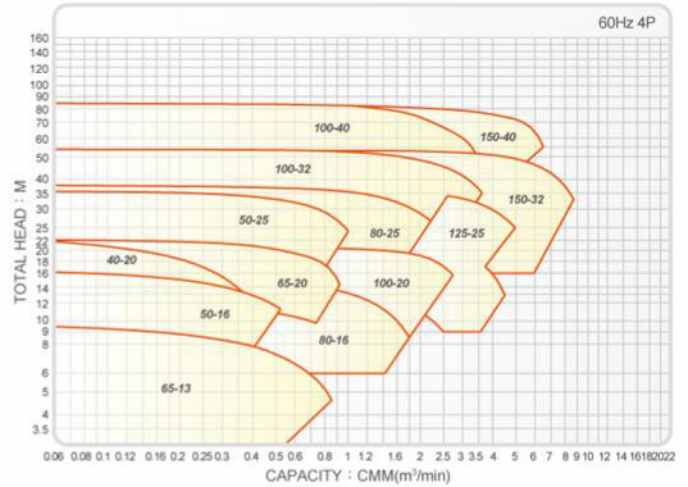
OH 系列代表製程用的自吸泵浦。OH 系列自吸泵浦具備自動水 / 氣分離功能的整合性機殼，能在不安裝底閥條件下達到自吸功能。背向拉出式設計、3.2mm 機殼腐蝕裕度以及更高揚程、更大流量性能大幅發揮 OH 系列自吸泵浦作為化工製程用途的功能。

The OH series stand for process self-priming pump. OH series self-priming pump possess integrated casing of automatic water/gas separation function, which is capable to achieve self-priming function under the condition of without mounting the foot valve. Back-pull-out design, 3.2mm corrosion tolerance of the casing and performances with higher head, larger flow greatly promote the function of OH series serving as chemical self-priming process pump.



OH製程級自吸式泵浦
OH Process Self-priming pump

OH 系列性能選擇表 PERFORMANCE RANGES OF OH SERIES




ANSI-Chem 離心式製程泵浦

ANSI-Chem Centrifugal Process Pump

ANSI-Chem 離心式製程泵依據 ASME B73.1 標準開發設計。ANSI-Chem 製程泵包含了：密閉葉輪的 ACH，半開放 / 開放式葉輪的 AOH，及 ACN 動態軸封三個系列。

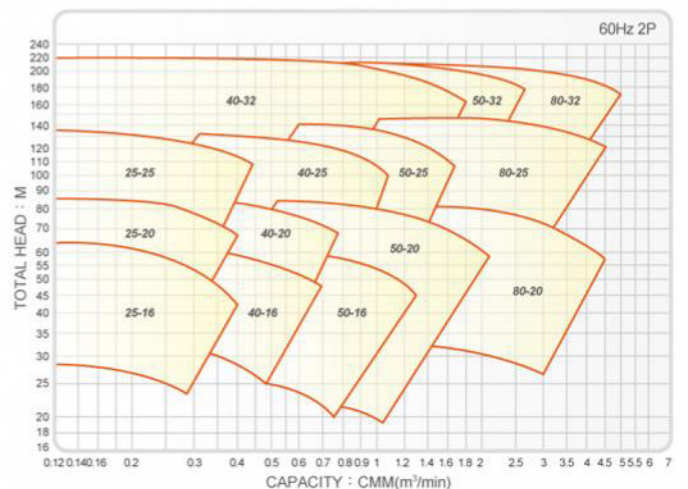
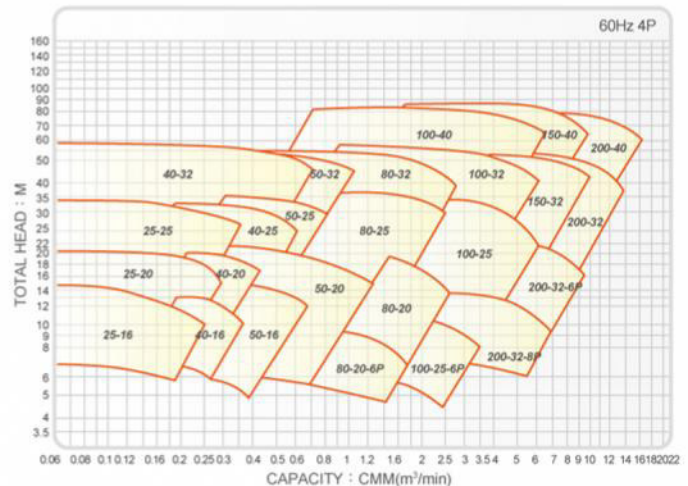
除提供標準底腳安裝型式外，ANSI-Chem 製程泵可根據需要提供中心線安裝型式。ANSI-Chem 製程泵特別加強泵浦可靠性及附件支援能力。例如，安裝 API 682 所規範的軸封沖洗系統。軸封方面，ANSI-Chem 系列提供 Standard Bore、Conical Bore、Big Bore 及動態軸封等軸封解決方案。

ANSI-Chem centrifugal process pump is designed and developed based on ASME B73.1 standard. The ANSI-Chem process pumps mainly include three product series: the ACH with closed impeller, the AOH with semi-open/open impeller and the ACN with dynamic shaft seal. Besides the standard foot-mount installation, the ANSI-Chem process pump also provides center-line installation model subject to requirement. The ANSI-Chem process pump specially enhanced the reliability of the pump and supporting ability to the pump accessories. For example, install the shaft seal flushing systems as per API 682. Regarding the shaft seal, ANSI-Chem provides four types of shaft seal: Standard Bore, Conical Bore, Big Bore and dynamic shaft seal.



ANSI-Chem單段臥式泵浦
ANSI-Chem Single-stage Centrifugal pump

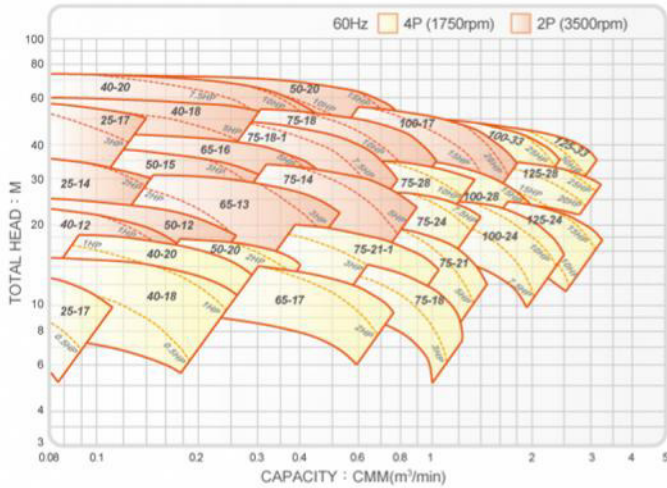
ANSI-Chem 系列性能選擇表 PERFORMANCE RANGES OF ANSI-CHEM SERIES




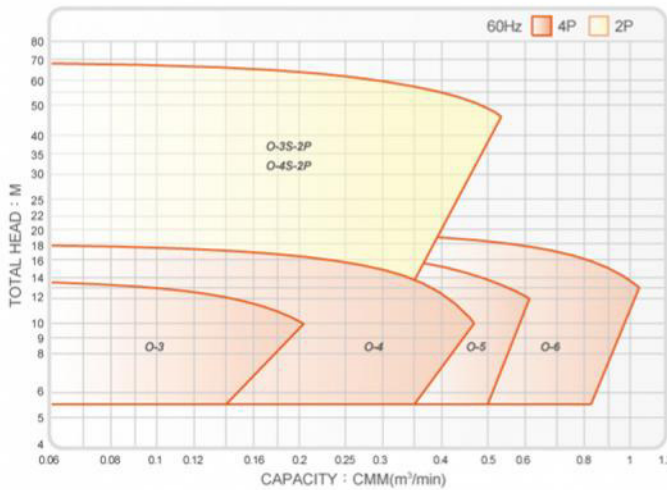
SKH, SP/SPH 系列及 O 型自吸泵為本公司早期開發且已在市場上建立知名度的產品。透過持續的改善設計，使他們能符合 ISO 9908 離心泵技術規範的要求。加上具親和力的市場售價，SKH, SP/SPH 及 O 型自吸泵能滿足顧客中輕負載產業應用需求。

SKH, SP/SPH series and O type self-priming pump are our centrifugal pumps developed in early stage and has earned its reputation in the market. Through the continuous improvement in design, enable them to meet the requirement of ISO 9908 centrifugal pump technical specification. With relative friendly market price, SKH, SP/SPH series and O type self-priming pump satisfy the customer's demand in light to medium duty industrial application.

SKH 系列性能選擇表
PERFORMANCE RANGES OF SKH SERIES



O 系列自吸泵性能選擇表
PERFORMANCE RANGES OF O SERIES



SKH單段臥式泵浦
SKH Single-stage centrifugal pump



O-Type自吸泵浦
O-Type Self-priming pump



SP/SPH同軸泵浦
Close-coupled pump

SP/SPH 規格性能表 Performance Table

型式 Type	口徑 Dia.φ inch	馬力 Power HPxPole	揚程 Head(M)		流量 m³/min		揚程 Head(M)		流量 m³/min		揚程 Head(M)		流量 m³/min	
			50Hz	60Hz	50Hz	60Hz	50Hz	60Hz	50Hz	60Hz	50Hz	60Hz		
SP 25-05	1"×1"	0.5HP×2P	13	18	0.032	0.038	10	15	0.046	0.055	8	12	0.052	0.062
40-10	1.5"×1.5"	1HP×2P	15	21	0.058	0.070	12	17	0.100	0.120	9	13	0.142	0.170
50-20	2"×2"	2HP×2P	15	22	0.117	0.140	13	18	0.175	0.210	10	14	0.208	0.250
65-30	2.5"×2.5"	3HP×2P	17	25	0.250	0.300	13	19	0.375	0.450	11	16	0.433	0.520
75-50	3"×3"	5HP×2P	19	28	0.333	0.400	15	22	0.517	0.620	13	18	0.633	0.760
100-75	4"×4"	7.5HP×4P	18	26	0.583	0.700	15	22	0.917	1.100	13	18	1.167	1.400
100-100	4"×4"	10HP×4P	17	25	0.833	1.000	15	21	1.167	1.400	11	16	1.400	1.680
125-150	5"×5"	15HP×4P	21	30	0.933	1.120	17	25	1.500	1.800	14	20	1.917	2.300
125-200	5"×5"	20HP×4P	19	28	1.583	1.900	17	25	2.250	2.700	15	21	2.750	3.300
125-250	5"×5"	25HP×4P	22	31	1.667	2.000	19	27	2.333	2.800	17	24	2.667	3.200
SPH 40-10	1.5"×1.5"	1HP×2P	19	28	0.042	0.050	17	25	0.067	0.080	15	22	0.083	0.100
50-20	2"×2"	2HP×2P	22	32	0.083	0.100	19	28	0.108	0.130	17	24	0.133	0.160
50-30	2"×2"	3HP×2P	26	38	0.117	0.140	22	32	0.217	0.260	19	28	0.258	0.310
65-50	2.5"×2.5"	5HP×2P	26	38	0.250	0.300	24	34	0.325	0.390	21	30	0.400	0.480
75-75	3"×3"	7.5HP×2P	29	42	0.333	0.400	25	36	0.458	0.550	21	30	0.558	0.670
75-100	3"×3"	10HP×2P	29	42	0.500	0.600	25	36	0.708	0.850	21	30	0.833	1.000
100-150	4"×4"	15HP×2P	31	44	0.667	0.800	26	38	0.933	1.120	22	32	1.208	1.450
100-200	4"×4"	20HP×2P	33	48	0.958	1.150	28	40	1.333	1.600	24	34	1.517	1.820

Side Channel 泵浦

Side Channel Pump



SG系列 Side Channel 泵浦
SG series Side Channel pump

SG 系列性能選擇表 Performance Ranges Of SG Series

型式 Type	流量 Capacity 20 l/min		流量 Capacity 40 l/min		流量 Capacity 60 l/min		流量 Capacity 80 l/min		流量 Capacity 100 l/min		流量 Capacity 120 l/min	
	m	HP	m	HP	m	HP	m	HP	m	HP	m	HP
SG-21	39	2.3	35	2.1	29	1.9	22	1.7	15	1.5	6	1.3
SG-22	78	4.6	70	4.2	58	3.8	44	3.4	30	3.0	12	2.6
SG-23	137	6.9	105	6.3	87	5.7	66	5.1	45	4.5	18	3.9
SG-24	176	9.2	140	8.4	116	7.6	88	6.8	60	6.0	24	5.2

型式 Type	流量 Capacity 40 l/min		流量 Capacity 80 l/min		流量 Capacity 120 l/min		流量 Capacity 160 l/min		流量 Capacity 200 l/min		流量 Capacity 240 l/min	
	m	HP	m	HP	m	HP	m	HP	m	HP	m	HP
SG-31	43	5.1	38	4.6	32	4.1	25	3.5	16	3.0	7	2.5
SG-32	86	10.0	76	9.1	64	8.1	50	7.0	32	6.0	14	5.0
SG-33	129	15.0	114	13.5	96	12	75	10.5	48	9.0	21	7.5

■ Q: 流量 Capacity (l/min) H: 揚程 Head (M) P: 馬力 Power (HP)

旋葉式衛生泵浦

Rotary Lobe Sanitary Pump



ST 旋葉式衛生泵浦
Rotary lobe sanitary pump

ST 系列性能選擇表 Performance Ranges Of ST Series

型式 Type	口徑 Bore inch	轉速 Speed rpm	2 kg/cm ²		5 kg/cm ²		8 kg/cm ²		最高壓力 Ult. pressure kg/cm ²	最高轉速 Max speed rpm	最大馬力 Max power HP
			l/min	HP	l/min	HP	l/min	HP			
ST-38	1.5	700	79	0.9	73	1.5	68	2.1	16	950	5
ST-40	1.5	700	117	1.3	108	2.2	101	3.1	10	950	5
ST-48	2	600	168	1.7	159	2.9	151	4.2	16	800	10
ST-50	2	600	244	2.5	230	4.3	219	6.1	10	800	10
ST-65	2.5	500	338	4.2	323	6.6	313	9.0	16	700	20
ST-80	3	500	524	6.7	502	10.4	486	14.1	10	700	20

內轉式齒輪泵浦

Internal Gear Pump



IG 系列 皮帶傳動型
IG series with belt-drive motor



IG 系列 附內藏式安全閥及減速機馬達
IG series with built-in Safety relief valve and gear reducer motor



IG 系列 外軸承式
IG series with external bearing bracket

內轉式齒輪泵構造簡單僅含兩個轉動齒輪容易維護，加上軸承座採雙組軸承設計使齒輪泵具有很好的可靠度。如輸送含顆粒流體時，可選用外軸承式齒輪泵以提升齒輪泵使用壽命。

Internal Gear Pump is simple in structure. It contains only two rotating gears and adopting the bearing bracket with two sets of bearings makes the gear pump achieves excellent reliability. In case of conveying granule fluid, external bearing gear pump may be selected to promote the service life of the gear pump.

IG、IGH 系列性能選擇表 Performance Ranges Of IG、IGH Series

型式 Type	口徑 Bore inch	轉速 Speed rpm	2 kg/cm ²		5 kg/cm ²	
			l/min	HP	l/min	HP
IG-1	0.5	550	11	0.5	9	1
IG-2	0.75	550	28	1	24	1
IG-3	1	500	48	1	42	2
IG-4	1.5	490	110	2	100	3
IG-5	2	450	170	3	155	5
IG-6	2.5	470	280	5	255	7.5
IG-7	3	410	450	7.5	420	10
IG-8	4	390	750	10	700	15
IG-9	6	380	1100	15	1020	25
IG-10	6	250	1500	20	1400	30

型式 Type	口徑 Bore inch	轉速 Speed rpm	壓力 Pressure kg/cm ²	流量 Capacity l/min	馬力 Power HP
IGH-1	0.5	1750	6	25	1
IGH-2	0.75	1750	6	47	2
IGH-3	1	1750	4	65	2
IGH-4	1.5	1750	4	120	3
IGH-5	2	1150	4	210	5
IGH-6	2.5	1150	4	360	7.5
IGH-7	3	1150	4	550	15
IGH-8	4	1150	4	1150	30

三錦液封式真空泵產品依吸入 / 排氣結構不同分為兩種主要設計：徑流式錐形風座設計 (Radial Flow-Conical Port Design) 與軸流式平面形風座設計 (Axial Flow-flat Sided Port Design)。徑流式錐形風座設計與軸流式平面形風座設計各有其特點。三錦液封式真空泵產品線涵蓋錐套式風座與平面式風座機種，依不同的應用取向提供完整產品方案。

Sunny King Liquid Ring Vacuum Pump products are divided into two major designs according to gas suction/discharge structure: Radial flow-Conical port design and Axial flow-flat sided port design which possesses its feature in designing. The Sunny King liquid ring vacuum pumps cover the models of conical port and flat sided port, provide complete product solutions according to different application orientation .

單段型液封式真空泵浦性能選擇表

Performance Ranges Of Single-Stage Liquid Ring Vacuum Pump

型式 Type	轉速 Speed rpm	馬力 Power HP	各真空下之排氣量 Pumping Speed at Each Pressure (m ³ /min)			
			400mmHgG 360 Torr	500mmHgG 260 Torr	600mmHgG 160 Torr	650mmHgG 110 Torr
SWP-1/2	2900	0.5	0.11	0.11	0.10	0.09
	3500	0.5	0.14	0.14	0.13	0.11
SWP-1	2900	1	0.25	0.25	0.22	0.20
	3500	1	0.30	0.30	0.27	0.24
SWP-2	2900	2	0.50	0.50	0.45	0.40
	3500	2	0.61	0.60	0.54	0.49
SWK-2	2900	2	0.42	0.42	0.41	0.40
	3500	2	0.50	0.50	0.48	0.47
SWK-3	1450	3	0.81	0.85	0.75	0.53
	1750	3	0.92	0.92	0.88	0.84
SWK-5	1450	5	1.68	1.71	1.69	1.82
	1750	5	2.02	2.05	2.03	2.18
SWK-7	1450	7.5	2.63	2.47	2.27	1.88
	1750	7.5	3.16	2.97	2.73	2.25
SW-3(A)	1450	3	0.81	0.85	0.75	0.53
	1750	3	1.05	1.00	0.92	0.70
SW-5(A)	1450	5	1.77	1.77	1.45	1.08
	1750	5	2.20	2.19	1.88	1.42
SW-7(A)	1450	7.5	2.41	2.33	1.96	1.25
	1750	7.5	2.90	2.80	2.36	1.50
SW-8(A)	1450	10	3.07	2.91	2.64	1.98
	1750	10	3.68	3.64	3.16	2.60
SW-11A	1450	10	4.17	4.13	3.60	2.90
	1750	15	5.00	4.95	4.30	3.40
SW-201	1280	15	6.51	6.46	5.69	4.60
SW-202	1470	20	7.90	7.82	6.95	5.85
SW-203L	1600	25	9.20	9.10	7.92	6.63
SW-401L	1150	25	10.8	10.6	9.30	8.00
SW-401	1300	30	12.1	11.9	10.6	9.10
SW-402	1500	40	15.0	14.7	13.5	11.0
SW-501L	780	30	14.6	14.3	13.0	10.5
SW-501	880	40	18.3	18.1	16.1	14.3
SW-502	970	50	21.3	21.0	18.5	16.4
SW-503	1120	60	24.1	23.8	21.4	19.4
SW-801	690	50	23.8	23.3	22.2	20.1
SW-802L	750	60	26.7	26.3	24.7	22.4
SW-802	880	75	30.3	30.2	28.7	27.0
SW-1250L	530	60	30.4	30.1	27.8	23.8
SW-1250	590	75	32.9	32.5	30.5	26.5
SW-1251	700	100	41.2	40.7	37.0	31.5
SW-1252	800	125	47.6	46.8	42.1	37.2
SW-1301L	500	75	36.7	36.4	33.7	30.7
SW-1301	590	100	46.5	45.7	41.0	36.1
SW-1302	680	125	53.3	52.4	47.7	41.6
SW-1303	750	150	60.0	59.2	53.8	45.0
SW-1501L	530	100	50.3	49.5	44.0	39.1
SW-1501	600	125	58.8	58.0	52.6	43.8
SW-1502	670	150	66.2	65.4	60.1	51.6
SW-1503	730	175	72.8	71.9	66.7	57.4



SWP-1/2~SWP-2



SWK-2~SWK-7

- 不鏽鋼製作之泵浦，排氣量約降低10%。 In the case of stainless-steel made pump, the pumping speed will decrease by about 10%.
- 表列性能誤差約為±5%。 The tolerance of listed performance is ±5%.
- 單段型極限壓力約為60Torr，雙段型極限壓力約為25Torr。 The ultimate pressure of single-stage pump is 60 Torr. The ultimate pressure of two-stage pump is 25 Torr.

雙段型液封式真空泵浦性能選擇表
Performance Ranges Of Two-Stage Liquid Ring Vacuum Pump

型式 Type	轉速 Speed rpm	馬力 Power HP	各真空下之排氣量 Pumping Speed at Each Pressure (m ³ /min)			
			650mmHgG 100 Torr	680mmHgG 80 Torr	700mmHgG 60 Torr	720mmHgG 40 Torr
SWH-2	2900	2	0.39	0.41	0.39	0.32
	3500	2	0.45	0.44	0.46	0.35
SWH-3	2900	3	0.65	0.64	0.61	0.51
	3500	3	0.78	0.77	0.74	0.62
SWV-5(A)	1450	5	1.38	1.40	1.10	1.08
	1750	5	1.66	1.68	1.68	1.30
SWV-7(A)	1450	7.5	2.25	2.10	2.08	1.63
	1750	7.5	2.71	2.52	2.50	1.96
SWV-8(A)	1450	10	2.76	2.80	2.73	1.92
	1750	10	3.32	3.36	3.28	2.30
SWV-11A	1450	10	3.60	3.62	3.42	2.60
	1750	15	4.50	4.50	4.17	3.20
SWV-16	1150	10	4.07	3.90	3.83	3.36
	1450	15	4.96	5.14	5.28	4.42
SWV-30	1750	20	6.20	5.94	5.83	5.12
	1150	15	5.55	5.47	5.65	4.65
SWV-32	1450	20	7.28	7.40	7.08	5.59
	1750	30	8.50	8.21	8.20	6.52
SWV-521	1150	20	7.05	7.07	6.71	6.18
	1450	25	9.10	8.71	8.60	7.15
SWV-522	1600	30	9.98	10.3	9.45	7.33
	1750	40	10.9	11.2	10.4	7.68
SWV-620L	1050	40	13.3	13.4	13.1	10.4
SWV-620	1200	50	15.0	15.2	14.5	11.8
SWV-621	740	30	12.7	12.7	12.4	10.9
SWV-622	880	40	15.1	15.1	14.8	13.0
SWV-760	1000	50	17.0	17.0	16.2	14.3
SWV-761	1150	60	19.1	19.1	18.0	16.0
SWV-762L	740	40	16.3	16.0	15.6	13.6
SWV-762L	850	50	18.1	16.8	16.0	15.1
SWV-1011L	950	60	19.8	20.0	19.1	17.0
SWV-1011	630	60	26.6	26.6	25.9	23.0
SWV-1012	750	75	31.7	31.7	30.8	27.2
SWV-1261	840	100	35.0	35.0	33.9	30.0
SWV-1262	630	75	35.0	35.0	34.5	32.3
SWV-1263	750	100	41.5	41.7	40.8	37.0
SWV-1262	840	125	46.4	46.2	45.0	40.5
SWV-1263	900	150	49.5	49.3	47.3	42.1



SW-3(A)-SW-11(A)



SWV-5(A)-SWV-11A



SW-201-SW-1503



SWV-16-SWV-1263

- 不鏽鋼製作之泵浦，排氣量約降低10%。 In the case of stainless-steel made pump, the pumping speed will decrease by about 10%.
- 表列性能誤差約為±5%。 The tolerance of listed performance is ±5%.
- 單段型極限壓力約為60Torr，雙段型極限壓力約為25Torr。 The ultimate pressure of single-stage pump is 60 Torr. The ultimate pressure of two-stage pump is 25 Torr.

迴轉葉片式真空泵浦

Rotary Vane Vacuum Pump



SRD 雙段型迴轉葉片式真空泵浦
SRD Two-stage rotary vane vacuum pump



SR 單段型迴轉葉片式真空泵浦
SR Single-stage rotary vane vacuum pump

SR、SRD 系列性能選擇表 Performance Ranges Of SR、SRD Series

60Hz					
型式 Type	口徑 Bore inch	轉速 Speed rpm	排氣速度 Displacement m ³ /hr	極限壓力 Ult. Pressure Torr	馬力 Power HP
SR-1	0.5×1	450	6	5×10 ⁻³	1/4
SR-2	1×1	500	12	5×10 ⁻³	1/2
SR-3	1×1	500	30	5×10 ⁻³	1
SR-4	1.5×1.5	500	66	5×10 ⁻³	2
SR-5	2×1.5	500	102	5×10 ⁻³	3
SR-6	2×2	450	180	5×10 ⁻³	5
SR-8	4×3	240	360	5×10 ⁻³	10
SR-9	4×3	340	540	5×10 ⁻³	15
SR-10	6×3	240	720	5×10 ⁻³	20
SRD-1	0.5×1	600	7.8	5×10 ⁻⁴	1/2
SRD-2	1×1	400	9.6	5×10 ⁻⁴	1/2
SRD-3	1×1	400	24	5×10 ⁻⁴	1
SRD-4	1.5×1.5	400	52.8	5×10 ⁻⁴	2
SRD-5	2×1.5	400	84	5×10 ⁻⁴	3

直結型迴轉葉片式真空泵浦

Direct-coupled Rotary Vane Vacuum Pump



GRD 雙段型迴轉葉片式真空泵浦
GRD Two-stage rotary vane vacuum pump

GRD 系列性能選擇表 Performance Ranges Of GRD Series

型式 Type	入口×出口 In X Out	轉速 Speed rpm	排氣速度 Displacement m ³ /hr	極限壓力 Ult. Pressure Torr	馬力 Power HP	備註 Remark
GRD-330	KF20×PT 2"	1750	28	2×10 ⁻³	1	空氣冷卻
GRD-650	KF50×PT 2"	1750	56	2×10 ⁻³	2	空氣冷卻
GRD-950	KF50×PT 2"	1200	56	2×10 ⁻³	2	空氣冷卻
GRD-1400	KF50×PT 2"	1750	84	2×10 ⁻³	3	空氣冷卻

迴轉活塞式真空泵浦

Rotary Plunger Vacuum Pump



SK 迴轉活塞式真空泵浦
SK Rotary plunger vacuum pump

SK 系列性能選擇表 Performance Ranges Of SK Series

60Hz						
型式 Type	口徑 Bore inch	轉速 Speed rpm	排氣速度 Displacement m ³ /hr	極限壓力 Ult. Pressure Torr	馬力 Power HP	備註 Remark
SK-5	2×1.5	570	102	5×10 ⁻³	3	空氣冷卻
SK-6	2×2	380	180	5×10 ⁻³	5	空氣冷卻
SK-7	2×2	550	270	5×10 ⁻³	7.5	空氣冷卻

往復式真空泵浦

Reciprocating Vacuum Pump



VSW 往復式真空泵浦
VSW Reciprocating vacuum pump

VS/VSP/VSW 系列性能選擇表
Performance Ranges Of VS/VSP/VSW Series

60Hz									
型式 Type	入口口徑 Bore inch	轉速 Speed rpm	排氣速度 Displacement m ³ /hr	缸徑×行程 Dia×Stroke inch	極限壓力 Ult. Pressure Torr	馬力 Power HP	冷卻水管徑 Cooling pipe inch	段數 Stage	
VS-2	2×2	200	120	8×6	10	5	3/8	1	
VS-4	3×3	180	306	12×8	8	10	1/2	1	
VS-5	4×4	200	462	14×8	8	15	3/4	1	
VSP-4	3×2, 3×2	180	612	12×8	8	20	1/2	1	
VSP-5	4×2, 4×2	200	924	14×8	8	30	3/4	1	
VSW-2	2×2	200	120	8×6	0.6	7.5	3/8	2	
VSW-4	3×3	180	306	12×8	0.1	15	1/2	2	
VSW-5	4×4	200	462	14×8	0.1	25	3/4	2	

三錦機械助力真空泵機組可選擇液封式真空泵、迴轉葉片式、迴轉活塞式或乾式真空泵作為後段泵浦 (Backing pump)。一般情況下，後段泵浦從大氣壓力抽至低壓力，再啟動大排氣量的助力泵浦 (Booster pump)。如此可使真空泵在高真空側得到大排氣速度，可大幅節省能源及設備成本。
三錦機械助力真空系統利用一個更有創意的方式來控制助力泵。專利壓差控制裝置允許後段泵浦和助力泵浦同時從大氣壓啟動。因此，真空系統整體抽氣時間縮短，提昇了操作效率。

Sunny King **Mechanical Booster Vacuum Pump System** can select different types of vacuum pump as its backing pump, such as liquid ring vacuum pump, rotary vane vacuum pump, rotary plunger or dry vacuum pump. In common cases, the backing pump draw gas from atmospheric pressure to low pressure, and then start the large displacement booster pump. Thus allow the vacuum pump to achieve high pumping speed at high vacuum side, and therefore, conserve energy and equipment cost dramatically.
Sunny King's mechanical booster vacuum pump features a more creative solution to control the booster pump. The patented differential pressure control device allows the vacuum pump and the booster pump to activate synchronously from atmospheric pressure. Thus, the vacuum system total pumping down time was shortened and the operating efficiency is increased.



MW系列 液封式真空泵機組
MW Liquid ring vacuum pump systems

機械助力式真空泵機組系列性能選擇表

Performance Ranges Of Mechanical Booster Vacuum Pump System

性能表型式 Type	極限壓力 Ult. Pressure Torr	理論排氣量 Displacement m ³ /min	馬力 Power HP
MW1 ~ 8	5~2x10 ⁻³	2 ~ 200	3 ~ 225
MK1 ~ 2	6x10 ⁻⁴ ~5x10 ⁻⁵	5 ~ 100	5 ~ 40
MS1 ~ 3	6x10 ⁻⁴ ~5x10 ⁻⁵	2 ~ 200	2 ~ 80
MD1 ~ 4	5x10 ⁻⁴	5 ~ 100	5~ 55



MD系列 乾式螺旋真空泵機組
MD Dry screw vacuum pump systems



MS迴轉葉片真空泵機組
MS Rotary vane vacuum pump systems



MK迴轉活塞真空泵機組
MK Rotary plunger vacuum pump systems

SDV 系列性能選擇表 Performance Ranges Of SDV Series

型式 Type	入口X出口 In X Out mm	排氣速度 Displacement m ³ /hr	極限壓力 Ult. Pressure Torr	馬力 Power HP	備註 Remark
SDV 65	40X 25	65	5x10 ⁻³	2	可選用ISO-KF Flange
SDV 100	40X 25	100	5x10 ⁻³	3	
SDV 160	50X 40	160	5x10 ⁻³	5	
SDV 240	50X 40	240	5x10 ⁻³	7.5	



SDV乾式螺旋真空泵
SDV Dry screw vacuum pump

客製化開發專案 Customized Development Services

本公司具有豐富客製化產品經驗，可針對客戶專用產品提供客製化專案開發服務。如您需要的產品規格不在型錄中或是有特別使用條件（例如特高壓力、特高黏度，或是更大或更小流量需求），請向本公司業務部門或是技術部門洽詢相關細節。

We are well experienced in customized products. Customized Development Services can be provided for exclusive products owned by the customer. In case your application is not covered by the products listed in our catalog or is subject to special operation requirements (such as ultra high pressure, ultra high viscosity, or for very large or very small flow rates), please consult our Sales Department or Technical Department for further assistance.

其他產品 Other Products



液封式真空泵浦
Liquid Ring Vacuum Pump



齒輪泵浦
Internal Gear Pump



雙軸螺旋泵浦
Twin Screw Pump



機械助力真空泵
Mechanical Booster Vacuum Pump




高溫熱媒泵浦
High Temperature Pump



製程級自吸泵
Self-priming Process Pump



三軸螺旋泵浦
Three Screw Pump



離心式製程泵浦
Centrifugal Process Pump



三錦機器股份有限公司
SUNNY KING MACHINERY CO., LTD

| 官方網址 | Official Website : www.sunny-king.com.tw
| 聯絡我們 | Contact Us : skpump@sunny-king.com.tw

■ 台北公司 **Taipei Office** 104台北市中山區民生東路二段147巷5弄12號
No.12, Alley 5, Lane 147, Sec. 2, Minsheng E. Rd., Zhongshan District, Taipei City 104, Taiwan
Tel:+886-2-2509-0049 Fax:+886-2-2509-4194

■ 新莊廠 **Xinzhuang Factory** 242新北市新莊區新樹路234巷1號
No.1 Lane 234 Xinshu Rd. Xinzhuang District, New Taipei City 242, Taiwan
Tel:+886-2-2202-0224~6 Fax:+886-2-2202-7354

■ 中壢廠 **Jhongli Factory** 320桃園市中壢區南園路16號(中壢工業區)
No.16, Nanyuan Rd., Zhongli District, Taoyuan City 320, Taiwan
Tel:+886-3-451-1969 Fax:+886-3-452-8602

地區經銷：

■ 台中 昌錦企業
407台中市西屯區工業42路33號
Tel:+886-4-2359-4673 Fax:+886-4-2359-4723
E-mail:ccpump@ms57.hinet.net

■ 高雄 東震行
807高雄市三民區中華二路199號
Tel:+886-7-321-1745~6 Fax:+886-7-321-1747
E-mail:t3211745@ms41.hinet.net

■ 昆山正錦精密机械有限公司
215312江苏省昆山市巴城镇石牌京阪路1288号
Tel:0512-5782-3681~3 Fax:0512-5519-0466
E-mail:w-c@sunny-king.com.tw